

Ecofin U.S. Renewables Infrastructure Trust plc (RNEW)

As of 31 December 2022



Investment objective

The Company's investment objective is to provide Shareholders with an attractive level of current distributions by investing in a diversified portfolio of mixed renewable energy and sustainable infrastructure assets predominantly located in the United States with prospects for modest capital appreciation over the long term.

- **Attractive risk-adjusted returns:** target net total return of 7.0%-7.5% per annum
- **Sustainable dividend yield:** targeting 5.25-5.75% dividend in FY2022
- **Fully invested portfolio:** Diversified portfolio of U.S. renewable energy assets with an attractive long-term income stream
- **Stable income:** Portfolio generating 100% contracted revenues which together offer geographical diversification and opportunity for both capital growth and inflation protection
- **U.S. renewables market with promising growth outlook:**
 - \$360 billion growth opportunity projected over next decade for renewable energy to decarbonize the power sector
 - Strong support from current administration to achieve its 2035 carbon-free U.S. power goal

Company statistics (unaudited)

NAV (cum-income)	\$130.2 million
NAV per share	\$0.9428
Issuance proceeds committed	100%
Listing exchange	London Stock Exchange
Stock code (USD)	RNEW
ISIN	GB00BLPK4430
SEDOL	BLPK443
Stock code (GBP)	RNEP
ISIN	GB00BLPK4430
SEDOL	BMXZ812

Upcoming dividend

Amount per share	1.4¢
Payment date	27 February 2023
Shareholders on register	10 February 2023
Ex-dividend date	9 February 2023

Financial calendar

Ordinary share dividends declared:	January, April, July, October
AGM:	June
Half-year end:	30 June
Release of Interim Report:	September
Financial year-end:	31 December
Release of Annual Report:	April

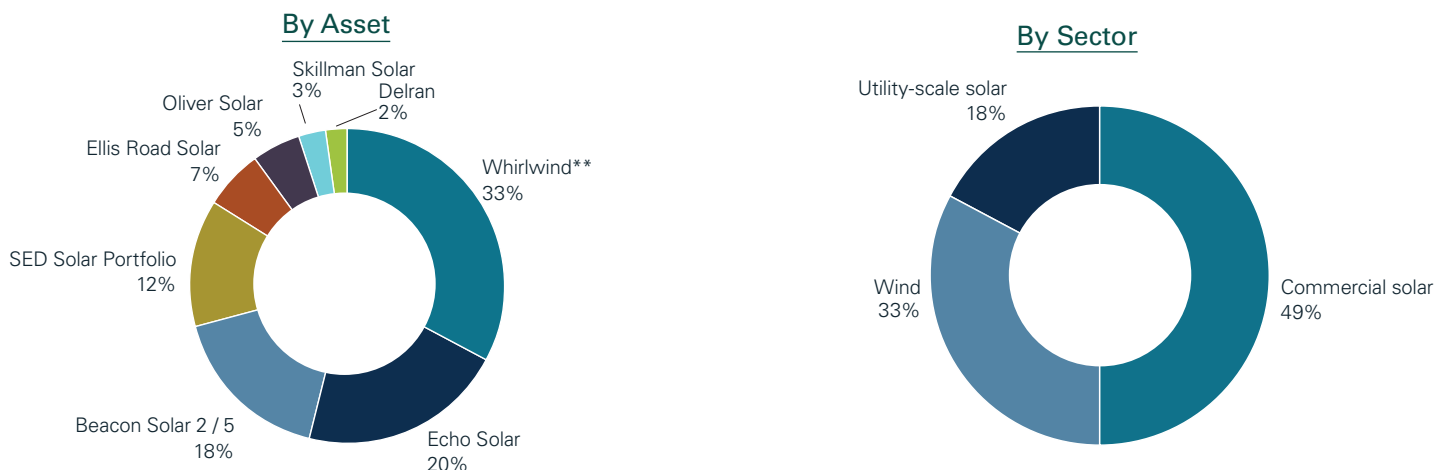
Private Sustainable Infrastructure team & leadership

Eileen Fargis - Managing Director
 Edward Russell - Managing Director
 David Sifford - Managing Director
 Bradley Adams - Managing Director
 Kate Moore - Managing Director
 Jason Benson - Director
 David Govert, CPA - Vice President
 Nancy Johnson, CPA - Vice President

As of 24 October 2022

Geographically diversified portfolio of attractive assets*

Portfolio of renewable assets with contracted revenues from investment-grade counterparties; weighted average of PPAs approximately 15 years



As of 31 December 2022. *Current portfolio includes both funded and committed investments. **Note: investment allocation based on GAV is 25%. **The numbers and value of these deals may fluctuate. The target returns and dividends set out above are targets only and are not profit forecasts. There can be no assurance that these targets can or will be met and they should not be seen as an indication of the Company's expected or actual results or returns. The Company's ability to distribute dividends will be determined by the existence of sufficient distributable reserves, legislative requirements and available cash reserves. Accordingly investors should not place any reliance on these targets in deciding whether to invest in Shares or assume that the Company will make any distributions at all.**

Overview

Structure	<ul style="list-style-type: none"> U.K. investment trust
Investment manager	<ul style="list-style-type: none"> Ecofin Advisors, LLC, an SEC-registered investment advisor
Denomination	<ul style="list-style-type: none"> U.S. dollar share class (plus a GBP quote for index eligibility purposes)
Date of admission	<ul style="list-style-type: none"> 22 December 2020
Investment strategy	<ul style="list-style-type: none"> To invest primarily through privately-negotiated middle market acquisitions of long-lived renewable assets which are construction-ready, in-construction and/or currently in operation with long-term power purchase agreements or comparable contracts with investment-grade quality counterparties, including utilities, municipalities, universities, schools, hospitals, foundations, corporations and others
Eligible sectors	<ul style="list-style-type: none"> Primarily solar and wind, with up to 10% in secondary sectors
Geography	<ul style="list-style-type: none"> Any renewable assets outside the United States will only be located in OECD countries and such renewable assets will represent not more than 15% of gross assets (GAV)
Leverage	<ul style="list-style-type: none"> Long-term debt shall not exceed 50% of GAV and the short-term debt shall not exceed 25% of GAV, provided the total consolidated debt shall not exceed 65% of GAV
Dividend	<ul style="list-style-type: none"> Quarterly dividend with target dividend of 5.25-5.75¢ for FY2022, and an average annual dividend growth rate of at least 1.0% over the medium term
NAV frequency	<ul style="list-style-type: none"> Quarterly
Management fee	<ul style="list-style-type: none"> Management fee will be charged at: <ul style="list-style-type: none"> - 1.0% per annum of NAV ≤ \$500 million - 0.9% per annum of NAV > \$500 million and ≤ \$1 billion - 0.8% per annum of NAV > \$1 billion

About Ecofin

Ecofin is a sustainable investment firm dedicated to uniting ecology and finance. Our mission is to generate strong risk-adjusted returns while optimizing investors’ impact on society. We are socially-minded, ESG-attentive investors, harnessing years of expertise investing in sustainable infrastructure, energy transition, clean water & environment and social impact. Our strategies are accessible through a variety of investment solutions and seek to achieve positive impacts that align with UN Sustainable Development Goals by addressing pressing global issues surrounding climate action, clean energy, water, education, healthcare and sustainable communities. Ecofin Investments, LLC is the parent of registered investment advisers Ecofin Advisors, LLC and Ecofin Advisors Limited (collectively "Ecofin").

This strategy seeks to achieve positive impacts that align with the following UN Sustainable Development Goals



Why U.S. renewable energy?

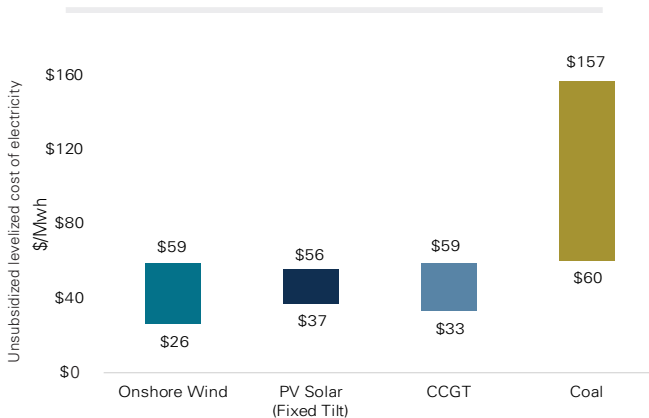
Long term fixed-price revenue contracts

Second largest global power market²

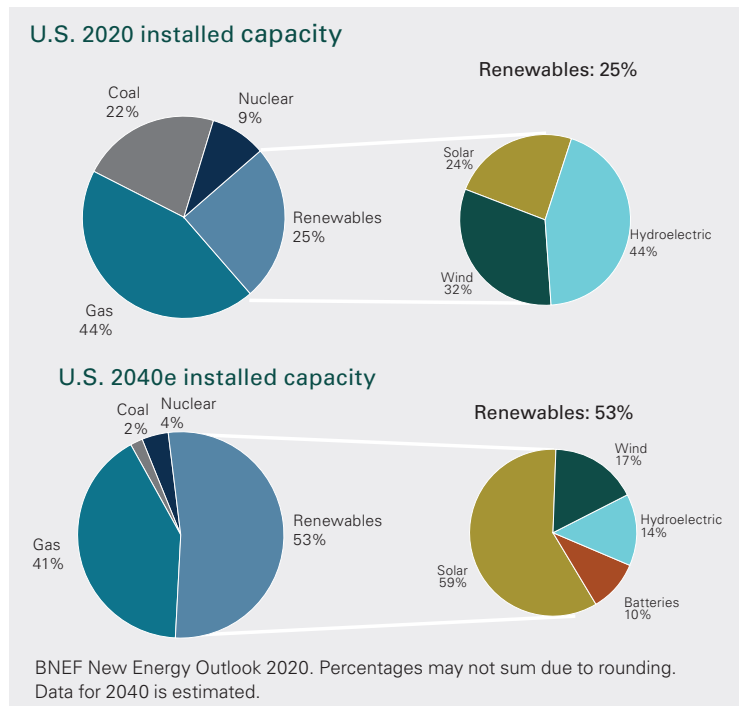
Low penetration relative to other developed markets

Investment in renewable energy generation is expected to account for more than 67% of U.S. power capital expenditures over the next decade – representing a potential \$360 billion growth opportunity for renewable energy to further decarbonize the power sector

- Strong support from current administration to achieve its 2035 carbon-free U.S. power goal
- Dramatic cost reductions have transformed renewable energy into an economically compelling source of power



Source: EIA AEO 2020. BNEF 1H 2020 LCOE update.



BNEF New Energy Outlook 2020. Percentages may not sum due to rounding. Data for 2040 is estimated.

² Second largest based on capacity and generation.

For more information, please see www.ecofininvest.com for Key Information Document (KID).

This document is issued in relation to Ecofin U.S. Renewables Infrastructure Trust plc ("RNEW") by Ecofin Advisors, LLC the ("Investment Manager") which is registered with the Securities and Exchange Commission. RNEW is an investment trust incorporated in the United Kingdom and whose shares are listed on the premium segment of the Official List and trade on the Main Market for listed securities of the London Stock Exchange. The promotion of RNEW and the distribution of this document inside and outside the United Kingdom are also restricted by law.

This document does not constitute or form part of any offer to issue or sell, or any solicitation of any offer to subscribe or purchase, any shares in RNEW. The information contained in this document is for background purposes only and does not purport to be full or complete. The Investment Manager believes that the source of the information disclosed in this document is reliable. However, no representation, warranty or undertaking, express or implied, is given as to the completeness of the information contained in this document by the Investment Manager, and no liability is accepted by the Investment Manager for the completeness of any such information.